


## How to Transfer a Call – Snom D785

### Warm Transferring Calls

A warm (attended) transfer allows Users to speak privately with the receiving party before transferring the call. A warm transfer also confirms the availability of the receiving party.

1. While on a call, press the **Hold** button 
2. Dial the phone number or extension of the receiving party.
3. Greet the receiving party and advise them of any important information.


4. Press **Transfer**  then press the **Confirmation**  button to perform a warm transfer.



Figure 1: Snom D785 Warm Transfer

### **Blind Transferring Calls**

A blind (unattended) transfer involves transferring the call to another number without speaking to the receiving party, regardless of whether they answer.

1. While on a call, press the **Transfer**  button.
2. Dial the phone number or extension of the receiving party.


3. Press the **Confirmation**  button before the receiving party answers to blind transfer the call.



Figure 2: Snom D717 Blind Transfer